

ORDER APPROVING THE COUNTY TREASURER'S MONTHLY REPORT

At a regular meeting of the Commissioners' Court of Bastrop County, Texas, held on the 23rd day of October 2017, on a motion made by Commissioner and seconded by Commissioner Berkett, the following order was adopted:

Hanner

WHEREAS, Section 114.026 of the Local Government Code of the State of Texas requires that the County Treasurer provide the Commissioners' Court with detailed financial reports of the regular term of the Commissioners' Court; and

WHEREAS, the County Treasurer makes all books and accounts available to the Commissioners' Court for inspection and examination as they desire; and

WHEREAS, the County Treasurer has presented to the Commissioners' Court a report for the month ended September, 2017;

NOW, THEREFORE, IT IS HEREBY ORDERED by the Commissioners' Court of Bastrop County, Texas that such Treasurer's report for the month ended, September, 2017 be, and hereby is, approved and accepted as correct.

FURTHER, as specifically required by stature, the Commisisoners' Court states that the amounts received and paid from each fund since the preceding County Treasurer's Monthly report and the balances remaining in the County Treasurer's custody at the end of the reporting period are as follows:


FUND TOTALS	BALANCE 09/01/2017	RECEIPTS	SUBTOTAL	MONTHLY DISBURSEMENTS	BANK BALANCE 09/30/2017	G/L BALANCE 09/30/2017

GENERAL	11,162,263.00	1,337,521.56	12,499,784.56	2,792,245.79	9,707,538.77	9,516,742.47
DEDICATED FUNDS	1,712,962.37	42,801.93	1,755,764.30	22,434.68	1,733,329.62	1,728,205.59
R & B PCT.#1	1,577,072.60	32,581.48	1,609,654.08	175,467.15	1,434,186.93	1,450,920.67
R & B PCT. #2	1,941,598.08	38,396.31	1,979,994.39	348,743.94	1,631,250.45	1,749,137.60
R & B PCT.#3	1,251,458.06	35,077.07	1,286,535.13	274,923.72	1,011,611.41	1,084,221.38
R & B PCT.#4	1,899,832.75	34,787.34	1,934,620.09	151,307.41	1,783,312.68	1,806,668.22
DIASTER FUNDS	2,334,607.57	1,497,918.88	3,832,526.45	1,787,634.14	2,044,892.31	2,044,892.31
275 ELGIN TIRZ	315,000.00	0.00	315,000.00	0.00	315,000.00	315,000.00


FUND TOTALS	BALANCE 09/01/2017	RECEIPTS	SUBTOTAL	MONTHLY DISBURSEMENTS	BANK BALANCE 09/30/2017	G/L BALANCE 09/30/2017
INTEREST & SINKING	2,080,070.50	28,538.13	2,108,608.63	0.00	2,108,608.63	2,108,608.63
MEDIATION	69,154.92	1,261.44	70,416.36	2,620.60	67,795.76	65,945.76
DA HOT CHECK FEE	145,560.60	392.99	145,953.59	93.60	145,859.99	145,859.99
DA SPECIAL ACCOUNT	-7,841.92	7,500.00	-341.92	2,044.18	-2,386.10	-2,386.10
ROAD DISTRICT #3	2,100.84	18.70	2,119.54	0.00	2,119.54	2,119.54
ENVIRONMENTAL RESTORATION	6,252.47	3.39	6,255.86	0.00	6,255.86	6,255.86
HOUSTON TOAD	245,181.80	1,756.68	246,938.48	0.00	246,938.48	246,938.48
JUVENILE BOOT CAMP	253,719.50	254.87	253,974.37	50,592.95	203,381.42	203,381.42
LAW LIBRARY	42,392.24	5,292.24	47,684.48	0.00	47,684.48	48,411.98
CRIMINAL JUSTICE PLAN	210,873.24	91,913.14	302,786.38	0.00	302,786.38	302,476.13
D A LAW ENFORCEMENT	161,542.68	168.71	161,711.39	0.00	161,711.39	161,711.39
INMATE TELEPHONE	155,819.31	19,164.98	174,984.29	22,944.38	152,039.91	153,706.20
ELECTIONS ADMIN	126,467.74	68.60	126,536.34	0.00	126,536.34	126,536.34
PAYROLL	348,963.40	2,500,203.17	2,849,166.57	2,526,229.54	322,937.03	322,937.03
JP1 & JP3 CC FUND	97,179.12	123,200.02	220,379.14	142,302.55	78,076.59	78,076.59
HOT TAX FUND	407,986.96	23,806.59	431,793.55	27,724.58	404,068.97	403,931.14
ADULT PROBATION	160,499.07	272,813.85	433,312.92	138,882.96	294,429.96	294,429.96
FUND TOTALS	26,700,716.90	6,095,442.07	32,796,158.97	8,466,192.17	24,329,966.80	24,364,728.58

TEX POOL SUBTOTALS	BALANCE 09/01/2017	MONTHLY TRANSFERS	SUB TOTAL	INTEREST	BALANCE 09/30/2017

GENERAL FUND	16,214,454.44	0.00	16,214,454.44	13,528.88	16,227,983.32
R & B PCT. #1	233,963.26	0.00	233,963.26	195.19	234,158.45
R & B PCT. #2	64,724.31	0.00	64,724.31	54.02	64,778.33
R & B PCT. #3	233,584.68	0.00	233,584.68	194.88	233,779.56
R & B PCT. #4	586,615.48	0.00	586,615.48	489.45	587,104.93
COMPLEX FIRE	203,011.25	0.00	203,011.25	169.36	203,180.61
TEX POOL SUBTOTAL	17,536,668.36	0.00	17,536,668.36	14,632.09	17,551,300.45
TEXAS TERM	1,272,558.65	0.00	1,272,558.65	1,074.30	1,273,632.95
MBIA	1,162,797.00	0.00	1,162,797.00	1,189.69	1,163,986.69
SUBTOTAL INVESTMENTS	19,972,024.01	0.00	19,972,024.01	16,896.08	19,988,920.09



Paul Pape, Bastrop County Judge



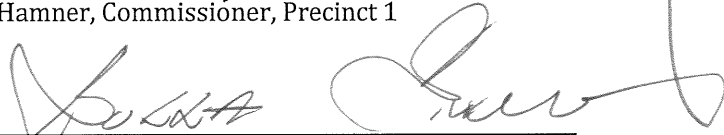
Clara Beckett, Commissioner, Precinct 2



Mel Hamner, Commissioner, Precinct 1



Mark Meuth, Commissioner, Precinct 3



Bubba Snowden, Commissioner, Precinct 4



Lisa Smith, County Auditor

