

ORDER APPROVING THE COUNTY TREASURER'S MONTHLY REPORT

At a regular meeting of the Commissioners' Court of Bastrop County, Texas, held on the 23rd day of February, on a motion made by Commissioner and seconded by Commissioner Snouder, the following order was adopted:

Beckett

WHEREAS, Section 114.026 of the Local Government Code of the State of Texas requires that the County Treasurer provide the Commissioners' Court with detailed financial reports of the regular term of the Commissioners' Court; and

WHEREAS, the County Treasurer makes all books and accounts available to the Commissioners' Court for inspection and examination as they desire; and

WHEREAS, the County Treasurer has presented to the Commissioners' Court a report for the month ended January 31, 2015;

NOW, THEREFORE, IT IS HEREBY ORDERED by the Commissioners' Court of Bastrop County, Texas that such Treasurer's report for the month ended, January, 2015 be, and hereby is, approved and accepted as correct.

FURTHER, as specifically required by stature, the Commisisoners' Court states that the amounts received and paid from each fund since the preceding County Treasurer's Monthly report and the balances remaining in the County Treasurer's custody at the end of the reporting period are as follows:


FUND TOTALS	BALANCE 01/01/2015	RECEIPTS	SUBTOTAL	MONTHLY DISBURSEMENTS	BANK BALANCE 01/31/2015	G/L BALANCE 01/31/2015
GENERAL	7,491,661.74	10,141,526.20	17,633,187.94	2,929,148.91	14,704,039.03	9,776,210.55
DEDICATED FUNDS	1,135,927.66	34,059.20	1,169,986.86	28,967.83	1,141,019.03	1,156,388.06
R & B PCT.#1	1,056,150.16	464,013.46	1,520,163.62	113,275.80	1,406,887.82	1,411,451.22
R & B PCT. #2	1,002,281.42	825,519.94	1,827,801.36	122,642.37	1,705,158.99	1,701,905.94
R & B PCT.#3	1,077,972.93	639,140.91	1,717,113.84	103,269.63	1,613,844.21	1,605,149.31
R & B PCT.#4	1,772,990.36	630,898.74	2,403,889.10	101,549.48	2,302,339.62	2,304,679.77
235 WILDFIRE - FEMA PA	7,240,687.14	94,699.70	7,335,386.84	219,088.14	7,116,298.70	7,116,298.70
275 ELGIN TIRZ	315,000.00	0.00	315,000.00	0.00	315,000.00	315,000.00

FUND TOTALS	BALANCE 01/01/2015	RECEIPTS	SUBTOTAL	MONTHLY DISBURSEMENTS	BANK BALANCE 01/31/2015	G/L BALANCE 01/31/2015


INTEREST & SINKING	2,538,220.54	2,145,382.86	4,683,603.40	497,087.56	4,186,515.84	4,186,515.84
MEDIATION	65,425.86	770.00	66,195.86	1,471.28	64,724.58	65,530.58
DA HOT CHECK FEE	140,356.21	757.31	141,113.52	1,125.33	139,988.19	139,988.19
DA SPECIAL ACCOUNT	-768.74	7,500.00	6,731.26	2,869.82	3,861.44	3,861.44
ROAD DISTRICT #3	1,504.08	874.86	2,378.94	0.00	2,378.94	2,378.94
ENVIRONMENTAL RESTORATION	6,147.52	0.00	6,147.52	0.00	6,147.52	6,147.52
HOUSTON TOAD	524,302.98	3,388.01	527,690.99	0.00	527,690.99	527,690.99
JUVENILE BOOT CAMP	257,727.65	190.44	257,918.09	850.00	257,068.09	257,068.09
LAW LIBRARY	44,072.89	1,855.00	45,927.89	5,674.64	40,253.25	32,936.23
CRIMINAL JUSTICE PLAN	228,614.33	0.00	228,614.33	151,686.73	76,927.60	77,008.60
D A LAW ENFORCEMENT	157,136.58	116.23	157,252.81	0.00	157,252.81	157,252.81
INMATE TELEPHONE	159,435.05	27,503.00	186,938.05	31,006.89	155,931.16	152,251.73
ELECTIONS ADMIN	160,236.25	0.00	160,236.25	0.00	160,236.25	160,236.25
PAYROLL	388,344.46	2,142,679.46	2,531,023.92	2,232,510.36	298,513.56	298,513.56
JP1 & JP3 CC FUND	58,922.66	66,578.82	125,501.48	88,134.43	37,367.05	37,367.05
HOT TAX FUND	400,820.66	28,294.90	429,115.56	11,333.83	417,781.73	413,618.11
ADULT PROBATION	148,921.86	84,707.83	233,629.69	136,679.29	96,950.40	96,950.40
FUND TOTALS	26,372,092.25	17,340,456.87	43,712,549.12	6,778,372.32	36,934,176.80	32,002,399.88

TEX POOL SUBTOTALS	BALANCE 01/01/2015	MONTHLY TRANSFERS	SUB TOTAL	INTEREST	BALANCE 01/31/2015


GENERAL FUND	4,060,853.96	5,000,000.00	9,060,853.96	317.84	9,061,171.80
R & B PCT. #1	231,772.43	0.00	231,772.43	9.11	231,781.54
R & B PCT. #2	64,118.17	0.00	64,118.17	2.54	64,120.71
R & B PCT. #3	231,397.29	0.00	231,397.29	9.11	231,406.40
R & B PCT. #4	581,122.16	0.00	581,122.16	22.95	581,145.11
INT & SINK	314.48	0.00	314.48	0.00	314.48
COMPLEX FIRE	201,110.04	0.00	201,110.04	7.96	201,118.00
TEX POOL SUBTOTAL	5,370,688.53	5,000,000.00	10,370,688.53	369.51	10,371,058.04
TEXAS TERM	1,259,056.99	0.00	1,259,056.99	71.80	1,259,128.79
MBIA	1,144,981.03	0.00	1,144,981.03	93.14	1,145,074.17
SUBTOTAL INVESTMENTS	7,774,726.55	5,000,000.00	12,774,726.55	534.45	12,775,261.00




Paul Pape, Bastrop County Judge




Clara Beckett, Commissioner, Precinct 2




William Piña, Commissioner, Precinct 1



John Klaus, Commissioner, Precinct 3



Bubba Snowden, Commissioner, Precinct 4



Lisa Smith, County Auditor

