


ORDER APPROVING THE COUNTY TREASURER'S MONTHLY REPORT

At a regular meeting of the Commissioners' Court of Bastrop County, Texas, held on the 22nd day of September, on a motion made by Commissioner and seconded by Commissioner Becker, the following order was adopted:



WHEREAS, Section 114.026 of the Local Government Code of the State of Texas requires that the County Treasurer provide the Commissioners' Court with detailed financial reports of the regular term of the Commissioners' Court; and

WHEREAS, the County Treasurer makes all books and accounts available to the Commissioners' Court for inspection and examination as they desire; and

WHEREAS, the County Treasurer has presented to the Commissioners' Court a report for the month ended August 31, 2014;

NOW, THEREFORE, IT IS HEREBY ORDERED by the Commissioners' Court of Bastrop County, Texas that such Treasurer's report for the month ended, August 31, 2014 be, and hereby is, approved and accepted as correct.

FURTHER, as specifically required by stature, the Commissioners' Court states that the amounts received and paid from each fund since the preceding County Treasurer's Monthly report and the balances remaining in the County Treasurer's custody at the end of the reporting period are as follows:


FUND TOTALS	BALANCE 08/01/2014	RECEIPTS	SUBTOTAL	MONTHLY DISBURSEMENTS	BANK BALANCE 08/31/2014	G/L BALANCE 08/31/2014
GENERAL	7,047,976.06	1,001,802.07	8,049,778.13	3,039,873.89	5,009,904.24	4,105,526.86
DEDICATED FUNDS	0.00	277,005.23	277,005.23	303,208.60	-26,203.37	1,191,311.08
R & B PCT.#1	1,249,298.32	49,166.66	1,298,464.98	111,602.17	1,186,862.81	1,192,403.92
R & B PCT. #2	1,181,834.90	19,453.68	1,201,288.58	155,251.36	1,046,037.22	1,053,414.56
R & B PCT.#3	1,154,361.35	16,881.56	1,171,242.91	104,338.44	1,066,904.47	1,038,599.10
R & B PCT.#4	1,917,543.77	17,615.77	1,935,159.54	174,791.60	1,760,367.94	1,806,241.22
235 WILDFIRE - FEMA PA	2,777,535.70	3,196.69	2,780,732.39	313,969.77	2,466,762.62	2,466,762.62
C/O 2010	339,056.46	0.00	339,056.46	11,391.42	327,665.04	228,326.29


FUND TOTALS	BALANCE 08/01/2014	RECEIPTS	SUBTOTAL	MONTHLY DISBURSEMENTS	BANK BALANCE 08/31/2014	G/L BALANCE 08/31/2014


INTEREST & SINKING	1,652,917.74	279.45	1,653,197.19	0.00	1,653,197.19	1,653,697.19
MEDIATION	65,327.98	1,037.58	66,365.56	2,240.28	64,125.28	64,640.28
DA HOT CHECK FEE	136,225.76	1,260.95	137,486.71	0.00	137,486.71	137,486.71
DA SPECIAL ACCOUNT	-154.37	0.00	-154.37	2,839.37	-2,993.74	-2,993.74
ROAD DISTRICT #3	6,427.21	260.88	6,688.09	0.00	6,688.09	6,688.09
ENVIRONMENTAL RESTORATION	6,135.00	0.00	6,135.00	0.00	6,135.00	6,135.00
HOUSTON TOAD	512,923.35	3,436.13	516,359.48	0.00	516,359.48	516,359.48
JUVENILE BOOT CAMP	150,936.52	127.92	151,064.44	841.99	150,222.45	150,222.45
LAW LIBRARY	57,572.40	3,001.47	60,573.87	9,468.52	51,105.35	55,519.09
CRIMINAL JUSTICE PLAN	77,908.36	89,276.11	167,184.47	0.00	167,184.47	167,002.32
D A LAW ENFORCEMENT	156,948.36	133.30	157,081.66	0.00	157,081.66	157,081.66
INMATE TELEPHONE	162,267.67	24,845.60	187,113.27	31,324.85	155,788.42	168,206.70
ELECTIONS ADMIN	151,185.01	0.00	151,185.01	3,954.98	147,230.03	151,185.01
PAYROLL	305,642.07	2,843,491.93	3,149,134.00	2,847,745.10	301,388.90	301,388.90
JP1 & JP3 CC FUND	29,880.36	81,910.97	111,791.33	70,097.68	41,693.65	41,693.65
HOT TAX FUND	324,698.77	37,855.51	362,554.28	38,674.16	323,880.12	354,036.07
ADULT PROBATION	136,205.58	91,953.05	228,158.63	193,793.35	34,365.28	34,365.28
FUND TOTALS	19,600,654.33	4,563,992.51	24,164,646.84	7,415,407.53	16,749,239.31	17,045,299.79


TEX POOL SUBTOTALS	BALANCE 08/01/2014	MONTHLY TRANSFERS	SUB TOTAL	INTEREST	BALANCE 08/31/2014

GENERAL FUND	7,060,060.01	0.00	7,060,060.01	211.74	7,060,271.75
R & B PCT. #1	231,740.18	0.00	231,740.18	6.94	231,747.12
R & B PCT. #2	64,109.28	0.00	64,109.28	1.89	64,111.17
R & B PCT. #3	231,365.06	0.00	231,365.06	6.94	231,372.00
R & B PCT. #4	581,041.32	0.00	581,041.32	17.44	581,058.76
INT & SINK	314.48	0.00	314.48	0.00	314.48
C/O 2010	1,020,375.08	0.00	1,020,375.08	30.61	1,020,405.69
COMPLEX FIRE	201,082.05	0.00	201,082.05	6.04	201,088.09
TEX POOL SUBTOTAL	9,390,087.46	0.00	9,390,087.46	281.60	9,390,369.06
TEXAS TERM	1,258,741.83	0.00	1,258,741.83	61.44	1,258,803.27
MBIA	1,144,522.24	0.00	1,144,522.24	92.43	1,144,614.67
SUBTOTAL INVESTMENTS	11,793,351.53	0.00	11,793,351.53	435.47	11,793,787.00



 Paul Pape, Bastrop County Judge


 Clara Beckett, Commissioner, Precinct 2


 William Piña, Commissioner, Precinct 1


 John Klaus, Commissioner, Precinct 3


 Bubba Snowden, Commissioner, Precinct 4


 Lisa Smith, County Auditor

